

# AUSTRALIA'S MOST PRECISE RATION CONTROL FEEDERS

2024 COMPLETE PRODUCT GUIDE



**1300 88 15 75**  
advantagefeeders.com



**ADVANTAGE  
FEEDERS**



LEARN WHY OUR FEEDERS HAVE  
REVOLUTIONISED LIVESTOCK FEEDING



## Get the most from your pasture, reduce grain waste and achieve more production with Advantage Feeders

As the cost of farm operations increases, it's more important than ever to ensure you get the most out of your pasture, reduce feed costs, and still achieve your livestock production targets to maximise returns.

Our feeders offer the most control to make this a reality by lowering your inputs and increasing your production.

### OUR FEEDERS

Reduce feed waste • Reduce ration formulation costs • Improve livestock production • Reduce labour costs • Are used all year round • Improve rumen function for reduced quantity of supplementation • Improve pasture conversion • Provide more control with the 3-Way Restriction System.

### RATION CONTROL AND OUR 3-WAY RESTRICTION SYSTEM

Traditional feeders rely on the animal becoming tired of licking and do not limit them from overfeeding.

The upgraded Advantage Feeders 3-Way Restriction System is unique; it offers the most accurate control over the height, depth and width of the feed access area. When our 3-Way Restriction System is set in a restricted position, the animal's tongue can only touch a few grains or pellets with each lick.

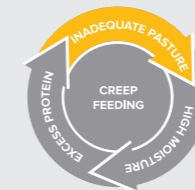
This significantly reduces wasted feed or excess consumption from unlimited access to the trough.

After approximately five minutes of licking, the animal's tongue becomes dry, and it can no longer access the feed. Depending on the paddock environment, livestock come to the feeder 5-10 times per day, creating a system of supplementation in little amounts which returns better livestock outcomes.

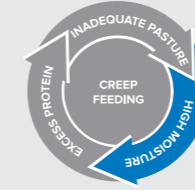


## THE ADVANTAGE FEEDERS FULL YEAR PASTURE CONVERSION SYSTEM

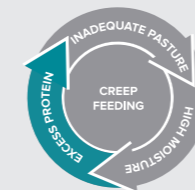
The ration control of our 3-Way Restriction System allows you to maximise your pasture, fodder and supplement conversion all year



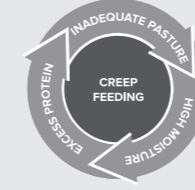
1. With the natural life cycle of pasture, at times it will have inadequate energy and/or protein to meet your production goals. The Advantage Feeders 3-Way Restriction System gives you the tools to achieve production goals with labour and waste saving benefits while supporting the rumen to be more efficient in converting imperfect, but cost effective, pasture. *Read more on page 16.*



2. When rain commences at the start of a growing season, pasture is often high in moisture and passes through stock too quickly to be fully absorbed. The Advantage Feeders innovative Hay Feeders, Grain Feeders and 3-Way Restriction System gives you the tools to slow rumen passage and better utilise more of the nutrients in the fresh pasture. *Read more on page 17.*



3. During the growing phase of pasture, the soluble protein level is often much higher than required. In this period, the animal wastes a substantial amount of energy excreting excess protein in its urine. This wasted energy could alternatively be utilised for production. The Advantage Feeders 3-Way Restriction System gives you the means to eliminate this issue and to maximise your production. *Read more on page 17.*



4. Creep feeding is a system that develops the rumen of infant stock from non-functional to effective far quicker than consuming a diet of pasture alone. Compared to traditional systems where a cow or ewe consume pasture to produce milk to feed the young animal, creep feeding fast tracks the production system and quadruples pasture conversion. *Read more on page 14.*

SEE OUR CATTLE AND SHEEP RETURN  
ON INVESTMENT CALCULATORS



**EXPERIENCE UNMATCHED STRENGTH, EASIER ADJUSTMENT, AND MINIMAL MAINTENANCE WITH OUR NEW GRAIN FEEDERS DESIGN**

**UNIQUE PRODUCT ID NUMBER**

The number makes it easier to communicate with our sales team

**LARGE SIGHT GLASSES AT BOTH ENDS**

Check the approximate feed volume from a distance

**UPGRADED ROOF PIVOT (NEW DESIGN)\***

Reinforced to provide additional strength

**ADJUSTER GUARD HOUSING AND LATCH (NEW DESIGN)\***

When not in use, the Adjuster Guard is housed in a secure location

**REINFORCED EXTREMITIES**

All outer areas are braced with a minimum of 30mm wide sections

**UPPER ADJUSTER HANDLES**

Adjustments to the Upper Adjusters are made from the end of the feeder

**CREEP FEEDING NUMBERS (NEW DESIGN)\***

Each position is numbered for easy communication and setting

**SIDE WALL GUTTERS (NEW DESIGN)\***

Enlarged gutters prevent moisture running into the trough

**ADJUSTABLE HEIGHT SKIDS**

The feeding height can be easily changed to suit all types of livestock

**STAINLESS STEEL FEED AREA**

Stainless steel troughs and adjusters ensure the product endures corrosive feeds

**LOWER ADJUSTER CAMS**

Rotating the cams makes adjusting to the Lower Adjusters easy and accurate

**HOUSED TUBE SPANNER (NEW DESIGN)\***

Stored in a visible, accessible and secure location

**DROP LOCK PIN ROOF LATCH**

Reliable, simple and strong latching system

**STRONG RAIN GUARD BRACING**

Rain protection bracing increases the weather protection strength

**VOLUME STICKER**

Obtain an accurate measure of the volume of feed in the hopper

**HOUSED CLEANING TOOL (NEW DESIGN)\***

Stored in a visible, accessible and secure location

**SIX ADJUSTER BRACES**

Highly accurate and stock proof feed access area

**ADJUSTER LOCK (NEW DESIGN)\***

Lock the adjuster guard in position and prevent food lodging

**ADJUSTER GUARDS (NEW DESIGN)\***

Adjuster Guards stop livestock from bulldozing feed out

**DEEP TROUGHS**

110mm deep troughs prevent waste and are strong enough for front end loader use

**FOUR HOT GAL DIPPED SKIDS**

60mm SHS skids provides superior strength, longevity and stability

**ADJUSTABLE TINE GUIDES**

Five width positions to set the large 200x100mm tine guides

**FLOW ASSIST (NEW FEATURE)\***

Minimise lodging of feed on the Adjuster Braces



**STRONG HANDLE**

The leverage of the 5mm pressed handle allows the Upper Adjuster to be moved in small and accurate increments

**GAUGE SYSTEM**

Each position is numbered for easy communication and setting

**LOCKING NUT**

The nyloc nut locking system makes it fast to reposition the Upper Adjuster



**LOCKING BOLT**


The locking bolt system makes it fast to reposition the Lower Adjuster

**GAUGE SYSTEM**

Each position is numbered for easy communication and setting

**13MM EXTRUSION**

Provides a leverage point for easy repositioning of the Lower Adjuster



- ACCESSORIES**
- Calf Creep Gates • Creep Gate Lift Assist Bands • Lamb Creep Panels • Mineral Attachment\* (NEW DESIGN) • Rubber Mats
  - Blower Attachment • HD Pivot Transporter • Hungry Boards • Hopper Emptying Chute\* (NEW) • Lamb Barriers\* (NEW)

\*The new 2024 HD design changes and upgrades will be available throughout 2024. Please check our website or contact our sales team for stock availability. 2023 models will be available in limited quantities and while stock lasts. Call to order 1300 88 15 75



# HD GRAIN FEEDERS

**THE 3-WAY RESTRICTION SYSTEM**  
 ALLOWS YOU TO MAXIMISE YOUR PASTURE, FODDER AND SUPPLEMENT FEED CONVERSION ALL YEAR ROUND

## 3800HD



The 3800HD provides ultimate control and is perfect for cattle and sheep operations. Flat pack and assembled options are available on all our feeders.

### FEATURES

Feed volume 3800L • Feeds 40-50 cattle/calves and 200-250 ewes/lambs

**\$3500<sup>+GST</sup>**

\*flat pack \$3270+GST

**BEST SELLER FOR SHEEP & CATTLE!**

Dimensions cattle height: 2465 x 1675 x 2375mm  
 Dimensions sheep height: 2465 x 1675 x 2175mm



\*The prices quoted include collection from your closest Advantage Feeders distributor. Feeder fits a standard 8ft ute tray.

## 1800HD



### FEATURES

Feed volume 1800L • Feeds 40-50 cattle/calves and 200-250 ewes/lambs



**\$3100<sup>+GST</sup>**

\*flat pack \$2900+GST

Dimensions cattle height: 2445 x 1675 x 1640mm  
 Dimensions sheep height: 2445 x 1675 x 1440mm

## 800HD



### FEATURES

Feed volume 800L • Feeds 20-25 cattle/calves and 100-125 ewes/lambs • Lamb Creep Panels included • Division Sheet allows 2 feeds to be used



**\$1950<sup>+GST</sup>**

\*flat pack \$1805+GST

Dimensions cattle height: 1215 x 1675 x 1635mm  
 Dimensions sheep height: 1215 x 1675 x 1435mm

## 150HD



### FEATURES

Feed volume 150L • Comes with brackets for hanging • Feeds 6-10 cattle/calves and 25-30 ewes/lambs • All panels are stainless steel • Chest handles make it easy to move



**\$800<sup>+GST</sup>**

**HANG ON GATES AND FENCES**

Dimensions: 805 x 485 x 795mm

### SPECIAL FEATURES THAT COME STANDARD!

3-Way Restriction System • Upper Adjuster Handles • Lower Adjuster Cams • Cleaning tool • Deep troughs • Hot gal dipped skids • Stainless steel troughs and adjusters • Adjustable skid height • Double skid\* • 5 year extended warranty\* • 30 day money back guarantee

### + OPTIONAL ADD-ONS

Calf Creep Gates • Lamb Creep Panels • Mineral Attachments



**VISIT OUR WEBSITE TO CALCULATE YOUR MOST COST EFFECTIVE FEED MIX**



The new 2024 HD design changes and upgrades will be available throughout 2024. Please check our website or contact our sales team for stock availability. 2023 models will be available in limited quantities and while stock lasts. \*800HD and the 5500HD come with a single skids only \*\*Lamb Creep Panels are standard on all 800HD models.

# 5500HD



At Advantage Feeders, we know cattle farmers need a large volume feeder that they can fill less frequently. Our 5500HD has been built tough for cattle and calves or those looking for wider and deeper troughs.



## FEATURES

Feed volume 5500L • Feeds 40-50 cattle/calves • Reinforced rain protection • Easy to use pivoting roof • Fixed height for cattle

**\$4500**<sup>+GST</sup>

\*flat pack \$4,175+GST

**CATTLE EXCLUSIVE!**

Dimensions cattle height: 2450 x 2305 x 2615mm



**SAVE ON WASTED GRAIN**

## OUR REWARD PROGRAM

Our reward program means you get honest discounts on your purchases. We even reward you for what you have bought from us in the past – now that's how loyalty should be rewarded!

This means discounts are applied retrospectively so that as you reach each purchase milestone, at 4, 8, 12, 20 and 40 grain or hay feeders combined, all your purchases are totalled to give you the maximum discount.

## WHAT IS THE DISCOUNT WE OFFER?

We automatically add discounts to your purchases up to a value of \$120 per grain feeder and \$60 per hay feeder.\*\*\*

The prices quoted include collection from your closest Advantage Feeders distributor. The new 2024 HD design changes and upgrades will be available throughout 2024. Please check our website or contact our sales team for stock availability. 2023 models will be available in limited quantities and while stock lasts. \*\*5500HD not suitable for sheep & other smaller animals. \*\*\*The 800HD and 150HD discounts fall under the hay feeder amounts with a discount of up to \$60+GST off each unit. Get the most from your asset. Extend your two-year warranty to five years by completing the extended warranty form: <https://advantagefeeders.com.au/resources/extended-warranty-form>. See website for full terms & conditions.



# MOBILE GRAIN FEEDERS

ALL THE BENEFITS AND QUALITY OF OUR STATIONARY GRAIN FEEDERS WITH THE ADDED CONVENIENCE OF ON-FARM TOWING

**THE M1000HD IS DESIGNED FOR WET CONDITIONS**

## M3800HD



### FEATURES

Feed volume 3800L • Feeds 40-50 cattle/calves and 200-250 ewes/lambs • Load sharing tandem axle suspension • 4 stands for securing when in use



**\$5900**<sup>+GST</sup>

\*flat pack \$5515+GST

Dimensions cattle height: 3670 x 1675 x 2465mm  
Dimensions sheep height: 3670 x 1675 x 2270mm

## M1800HD



### FEATURES

Feed volume 1800L • Feeds 40-50 cattle/calves and 200-250 ewes/lambs • Cattle and sheep can eat over the light truck tires • Adjustable height hitch to suit any vehicle



**\$4700**<sup>+GST</sup>

\*flat pack \$4375+GST

Dimensions cattle height: 3610 x 1675 x 1730mm  
Dimensions sheep height: 3610 x 1675 x 1540mm

## M1000HD



### FEATURES

Feed volume 1000L • Feeds 40-50 cattle/calves and 200-250 ewes/lambs • Flotation tires operate in wet conditions • Standard rear pull to tow multiple units together



**\$3400**<sup>+GST</sup>

\*flat pack \$3,170+GST

Dimensions cattle height: 3465 x 1310 x 1330mm  
Dimensions sheep height: 3465 x 1310 x 1180mm

**REAR PULL KITS FOR MULTI FEEDER TOWING ARE AVAILABLE FOR ALL MOBILE FEEDERS FOR \$115+GST**

**NEW DESIGN**

# MINERAL ATTACHMENT

**\$395<sup>+GST</sup>**

*\*flat pack \$375+GST*

**CONNECTS TO FEEDERS, GATES & FENCES**

Feed loose lick without waste and give your stock the best outcomes with our Advantage Feeders Mineral Attachment. Designed with additional brackets to hang on gates and fences, giving you more versatility on the farm.



**10% WITH EVERY FEEDER PURCHASE<sup>\*\*\*</sup>**

## FEATURES

- Volume 85L • Bolt onto feeders or hang on fences, posts or gates • UV stable material (LDPE UV20) • Concealed latch to minimise animal tampering • Integrated handles • Snap lock pin, includes safety cable



## CUSTOMER CARE

CONTACT OUR SALES TEAM ON  
**1300 88 15 75**

PROVIDING EXCELLENT SERVICE, REPAIRS AND SOLUTIONS

**Damaged a part?**

**Have an older feeder that needs a part replaced?**

**Wanting to upgrade a feature?**

**No problem!**

Our Ballarat based team can arrange replacement parts of every model of feeder we have ever made, including cleaning tools and spanners.

## TESTIMONIAL

We began using Advantage Feeders mineral lick attachments 3 years ago to assist in time saving and reduce product wastage.

The benefits were noticed immediately, once our sheep had access to ad lib minerals it assisted to stimulate feed intake in both the ewes and lambs. Combined with the lick feeders we have been able to wean our lambs earlier with increased average weights.

*Pieter Haans - Smythes Creek, Victoria*



# ACCESSORIES

**ENHANCE YOUR GRAIN FEEDER EXPERIENCE WITH ACCESSORIES DESIGNED TO DELIVER OPTIMAL RESULTS**

Our range of accessories provides you with the whole product system to make Advantage Feeders work on any operation. Enabling you to identify shy feeders, pick up and move skidded feeders, fill the hoppers with 8' wide buckets, blow feed in from feed delivery trucks and prevent erosion and sore hooves. Get more consistent control with our Lower Adjuster Cams and lift Calf Creep Gates with ease using our Creep Gate Lift Assist Bands.

### STANDARD CAM KIT



**\$100<sup>+GST</sup>**

Lower Adjuster Cams rotate to accurately position the Lower Adjuster. This kit upgrades your older HD or NGF feeder to the latest design.

### 800HD CAM KIT OR 150HD CAM KIT



**\$60<sup>+GST</sup>**

Cams to update your 800HD or NGF800 feeder: 4 x Lower Adjuster Cams  
**150HD Cam Kit includes:** 2 x stainless steel Lower Adjuster Cams + updated Adjuster Guard.

### CREEP GATE LIFT ASSIST



**\$250<sup>+GST</sup>**

**\$25<sup>+GST</sup>**

**Lift Assist Bands:** Set of two bands  
**Lift Assist Bolt Kit:** Retrofit CGW & CGN models. One set of fasteners is required for each Advantage Feeders Calf Creep Gate.

### FOOD DYE\*\*



**\$55<sup>+GST</sup>**

Identify shy feeders promptly to separate and manage these animals away from the mob to maximise your production. Sold in packs of 5 jars in blue (for light coloured pelts) and yellow (for dark coloured pelts).

### RUBBER MATS



**\$250<sup>+GST</sup>**

**10% WITH EVERY FEEDER PURCHASE<sup>\*\*\*</sup>**

Prevent livestock traffic erosion at the feeder base and the associated animal health issues caused by livestock standing in mud or water.

### BLOWER ATTACHMENT\*\*



**\$270<sup>+GST</sup>**

*\*flat pack \$245+GST*

Enables feed to be blown directly from a feed truck into your feeder. It is supplied with a deflection plate that ensures feed doesn't blow out of the hopper.

### HUNGRY BOARDS



**\$150<sup>+GST</sup>**

A pair of Hungry Boards increase the filling length of Advantage Feeders by 400mm, making it easy to load your feeder with wide buckets.

### PIVOT TRANSPORTER



**\$3000<sup>+GST</sup>**

*\*flat pack \$2875+GST*

Load Advantage Feeders 3800HD, 1800HD and 800HD off the ground onto the transporter with the attached 3-speed winch to transport them around your farm.

### LAMB BARRIER



**NEW**

**\$75<sup>+GST</sup>**

*\*flat pack \$65+GST*

Help prevent lambs from being trapped under a 1800HD and 3800HD model grain feeders. Specifically designed for compatibility with these models only.

**WANT MORE PRODUCT INFORMATION?  
VISIT OUR WEBSITE TO LEARN MORE.**





# HAY FEEDERS

CATTLE HAY FEED CALCULATOR



SAVE UP TO 30% ON HAY WASTAGE WITH HAY FEEDERS THAT MAXIMISE FODDER UTILISATION

## TRAY HAY FEEDER EXTENDED

### FEATURES

Feeds 50 cattle/calves or 25 horses • Reinforced stainless steel floor • 7x adjustable basket height options • Trays can be used to feed pellets • Tine guides for lifting

**\$2750**<sup>+GST</sup>

\*flat pack \$2,590+GST

**OPTIONAL BULL KIT FOR THF & THF-X\*\***

Dimensions highest: 2885 x 2035 x 1575mm • Dimensions lowest: 2885 x 2035 x 1125mm



## TRAY HAY FEEDER

### FEATURES

Feeds 30 cattle/calves or 15 horses • Reinforced stainless steel floor • 7x adjustable basket height options • Trays can be used to feed pellets • Tine guides for lifting



**\$1700**<sup>+GST</sup>

\*flat pack \$1,610+GST

**OPTIONAL BULL KIT FOR THF & THF-X\*\***

Dimensions highest: 1545 x 2035 x 1575mm  
Dimensions lowest: 1545 x 2035 x 1125mm

## SLIDING GATES HAY FEEDER

### FEATURES

Feeds 40-50 cattle/calves or 200-250 ewes/lambs • Sliding gates contain the hay • Fits round and square bales • Easy loading: removable gates and sides • Adjustable bar widths • Lifting hooks for easy transport



**\$1900**<sup>+GST</sup>

\*flat pack \$1,815+GST

**OPTIONAL BAR KIT FOR SMALL ANIMALS \$225+GST\***

Dimensions: 2735 x 1430 x 1730mm

## CRADLE HAY FEEDER

### FEATURES

Feeds 150 ewes/lambs • Reinforced stainless steel floor • Roll loading system • Tine guides for lifting



**\$1100**<sup>+GST</sup>

\*flat pack \$1,060+GST


**THIS PRODUCT IS NOT SUITABLE FOR CATTLE**

Dimensions: 1415 x 1870 x 920mm

## CRADLE HAY FEEDER EXTENDED

### FEATURES

Feeds 250 ewes/lambs • Fits round and square bales • Reinforced stainless steel floors • Roll loading system • Tine guides for lifting



**\$1700**<sup>+GST</sup>

\*flat pack \$1,620+GST

**THIS PRODUCT IS NOT SUITABLE FOR CATTLE**

Dimensions: 2755 x 1870 x 920mm

## HAY FEEDER ROOF

### FEATURES

Protects hay from the elements • Collapsible design to better shield from rain • Z275 galvanised sheet metal • Chain and latch locking system • Easily repositioned to allow loading



**\$400**<sup>+GST</sup>

\*flat pack \$370+GST

**FITS BOTH CRADLE AND TRAY HAY FEEDER MODELS**

Dimensions: 1975 x 1425 x 830mm

**10% WITH EVERY FEEDER PURCHASE\*\***



Bull Kits for the Tray Hay Feeder and Tray Hay Feeder Extended reduce bar gaps, safeguarding bulls by adjusting widths from 300mm to 140mm, minimising head entrapment risks.

### THF BULL KIT

8 side bars and 8 end bars

**\$250**<sup>+GST^A</sup>

\*flat pack \$200+GST

### THF-X BULL KIT

16 side bars and 8 end bars

**\$375**<sup>+GST^A</sup>

\*flat pack \$300+GST

## SPECIAL FEATURES THAT COME STANDARD!

HOT GAL DIPPED SKIDS • ADJUSTABILITY • STAINLESS STEEL FLOORS • ROLL LOADING SYSTEMS# • TINE GUIDES FOR LIFTING • HAY FEEDER ROOF OPTIONAL ADD-ON • SYSTEMS TO CHANGE BAR WIDTHS~ • 5 YEAR EXTENDED WARRANTY\* • 30-DAY MONEY BACK GUARANTEE!\*





# CREEP FEEDING

## PROMOTE EARLY RUMEN DEVELOPMENT IN CALVES AND LAMBS

By Emma Peters, Ruminant Technical Sales at National Feed Solutions



Emma Peters  
Ruminant Technical Sales



Creep feeding is the process of early intake of concentrate feed by young stock, promoting early rumen development. Early rumen development is crucial to allow weaning at the youngest possible age without compromising growth rates.

Supporting growth rates at weaning can result in economic benefits by reducing the cost of feeding the mother and reaching finishing weights sooner.

A well-designed creep feed will be formulated to contain highly digestible sources of energy (in the form of starch) and protein to closely replicate the nutrient profile of milk, it also includes ingredients to support the health and development of the animal and its gut.

### Creep feeding is highly beneficial when:

- Feed on offer in the paddock is limited or of low quality, which in turn limits the ewe's/dam's milk production, therefore having a negative effect on lamb/calf performance
- The ewe/dam body condition at the time of lambing/calving is lower than ideal, contributing to a compromised milking ability and low milk quality, therefore lamb/calf growth is negatively affected
- Ewes/cows are already receiving supplementary feed, and weaning the lamb/calf as early as possible is desired to reduce overall feed costs

- The specific market for the lambs/calves requires them to reach desired weights by a target date or age
- Supplied to twin-bearing mobs to ensure all lambs have access to the required nutrients to support growth and development when ewe milk production may be insufficient.

Creep feeds are ideally offered in a feeder that excludes animals over a predetermined size so that feed costs are optimised. It should be offered on an ad-lib basis in conjunction with a suitable forage and effective fibre source, as well as clean, fresh water.

The average daily intake of creep feed can be used to determine when the weaning process can begin which is generally done by removing or reducing the nutrient density (e.g., protein level) of the supplementary feed being fed to the whole mob to start reducing milk production in the ewe/cow. As milk production decreases you will see a further increase in the consumption of feed in the creep feeder at which time decisions about the next stage of feeding can be made.

Gain an additional 175g/day in calf growth by creep feeding with minimal supplement\*



\*See Advantage Feeders Circle-8-Bulls Creep Feeding Experiment.



# CREEP FEEDERS



OUR CREEP GATES AND PANELS ARE EASILY ADJUSTED TO PROVIDE FLEXIBILITY AS YOUR INFANT LIVESTOCK GROW, WHILE SAFELY EXCLUDING EWES/COWS

## CALF CREEP GATE WIDE



### FEATURES

Accommodates 40-50 calves • Adjustable height horizontal bar • Hot gal dipped SHS • Latch system to hold gates up and down • Fold up gates for easy transporting



**\$850**<sup>+GST</sup>  
each

\*flat pack \$760+GST

Compatible models: 5500HD, 3800HD, 1800HD, M3800HD, M1800HD

## LAMB CREEP PANELS



### FEATURES

Accommodates 200-250 lambs • Lamb Creep Panels are sold in pairs • Latches prevent the stock moving creep panels • Large outer flange to increase strength • Push button provides quick and easy repositioning



**\$350**<sup>+GST</sup>  
pair

\*flat pack \$330+GST

**NOTE: THE 800HD COMES STANDARD WITH LAMB CREEP PANELS**


Compatible models: 3800HD, 1800HD, M3800HD, M1800HD, M1000HD

**10% OFF** WITH EVERY FEEDER PURCHASE\*\*\*

## CREEP GATE LIFT ASSIST

Taking half the weight, the new Creep Gate Lift Assist Bands makes repositioning an easy one person task.

### LIFT ASSIST BANDS



**\$250**<sup>+GST</sup>

### LIFT ASSIST BOLTS



**\$25**<sup>+GST</sup>

SEE OUR INSTRUCTIONAL VIDEO TO SEE HOW EASY THEY ARE TO INSTALL & USE







**Jess Revell**  
Livestock Nutritionist &  
Animal Production Consultant,  
Rumenate Livestock Services



## COMPLEMENTING INADEQUATE PASTURE

MORE MEALS = BETTER RUMEN FUNCTION AND  
LESS RISK OF ACIDOSIS

Maintaining a stable rumen environment is the key to enhancing livestock performance when supplementary feeding. A range of microorganisms (bacteria, protozoa and fungi) are present in the rumen and digest 70-80% of the digestible dry matter consumed by the animal. Microbes produce enzymes which chemically breakdown feed through fermentation. When the rumen is stable a large portion of acidic end-products known as volatile fatty acids (VFA) of microbial fermentation are absorbed through the rumen wall into the bloodstream and become a source of nutrients and energy to the animal.

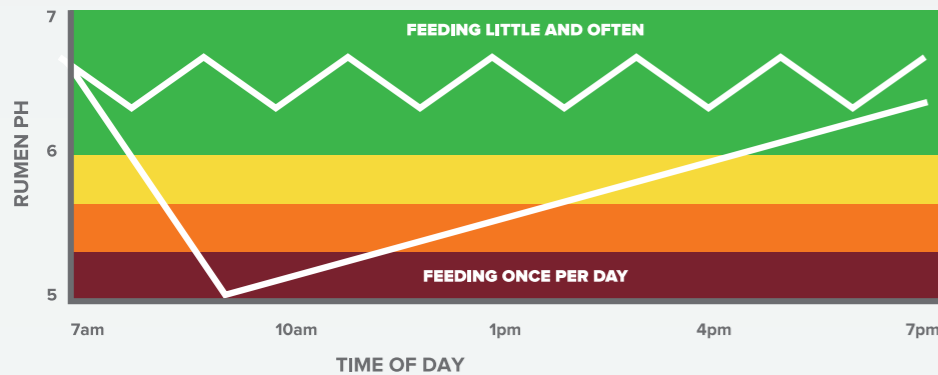
The rumen microbe population is optimised when the rumen fluid is at a slightly acidic to neutral pH range of 5.9-7 (ideally 5.9-6.1). The risk of fluctuations in pH is increased when livestock are fed high amounts of fermentable carbohydrates that are low in effective fibre which may not stimulate adequate rumination and salivation. These feeds include high starch-based products such as cereal grain or cereal grain-based products, high sugar feeds such as lucerne, clover dominant pastures and very lush temperate & sub-tropical grasses.

Poor rumen function is often a result of feeding daily. This loads the rumen with certain VFAs as the rumen wall can't keep up with their removal. Rumen motility (the ability of organisms and fluid to move around) and blood flow to the rumen wall are also reduced. A decrease in motility results in reduced rumination and saliva production. Saliva contains high concentrations of bicarbonate important in buffering the rumen. Rumen pH will fall slightly at first to 5.5-5.9, this is subclinical acidosis (SARA). Invisible symptoms include reduced fibre digestibility, feed intake and results in poor feed conversion. If SARA is left unchecked it will further drop rumen pH and lead to scouring, ruminal ulceration, laminitis and, potentially death.

Dietary strategies to keep rumen pH and rumen function optimal include;

- Feed high starch based feeds frequently and in little amounts.
- Provide a source of effective fibre to stimulate saliva flow and buffering.
- Introducing new feeds to livestock slowly, typically, over 14-21 days.

Feeding little and often plays a big role in optimising rumen function and enhancing livestock performance.



Sourced: milkproduction.com (2023)

- ✓ Good microbe fibre digestion > 5.9
- ✗ Poor microbe fibre digestion 5.5 - 5.9
- ✗ Microbes don't digest fibre < 5.5

# GET THE BEST RESULTS FROM YOUR FEEDERS AND INCREASE LIVESTOCK PRODUCTION IN SUMMER, AUTUMN AND WINTER



## MANAGING EXCESS PROTEIN PASTURE

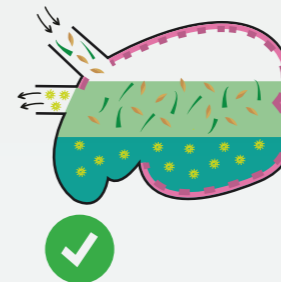
MAXIMISE GROWTH RATES ON  
HIGH QUALITY PASTURE

Actively growing plants are high in soluble protein, commonly as high as 25-30%, which can reduce the potential growth rate of livestock because their requirements are usually 14-16% in production. This is usually over spring and for those that graze summer crops.

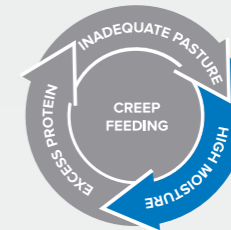


With insufficient energy (sugars and starch) to fuel microbial reproduction, a rumen that is high in soluble protein will produce a large amount of ammonia. This process requires the animal to waste energy on expelling the ammonia in urine instead of using that energy for growth.

This process can be avoided by supplementing grain-based or high starch feed, as the microbes can capture more of the rumen ammonia, converting it into microbial protein and thus ultimately having more energy for growth and weight production.



The most profitable feeding quantity is the amount that will "manage" the excess soluble protein. Feeding more than this, when lush pasture is available will decrease profit because pasture is generally cheaper for energy. In practice, Advantage Feeders experiments have shown excellent feed conversions when 0.25% of body weight (eg. 100g/day for a 40kg lamb and 1kg/day for a 400kg steer) in fermentable carbohydrates has been supplemented per day. This is general advice, and you should consult your nutritionist for a recommended quantity to feed.



## MANAGING HIGH MOISTURE PASTURE

DRIVE PROFIT BY IMPROVING  
PASTURE UTILISATION THROUGH  
WINTER

Winter pasture growth rates in most areas are slow which makes it challenging to carry enough stock through this period to then utilise spring growth and dry feed (particularly stubbles) over summer and autumn.

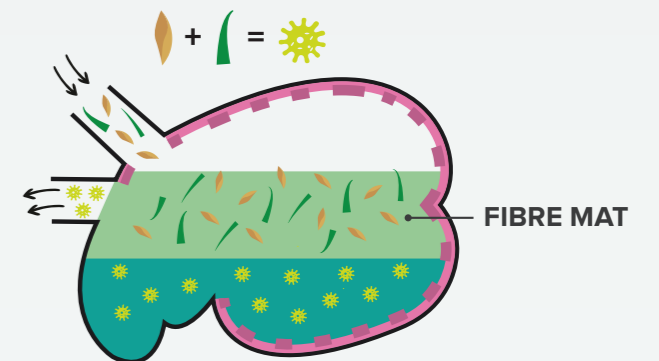
Supplementing with starch and effective fibre when pastures are new and in their vegetative state creates an effective rumen environment with a thick raft and productive microbes which leads to an increased stocking rate.

The low NDF (Neutral Detergent Fibre) in emerging pasture means that it breaks down in the rumen quickly and a large component can escape before the microbial population have utilised its nutrients.

Because of these issues, supporting the rumen with the correct supplement feeds can make a large improvement in pasture utilisation, stocking rates and annual farm production.






The best feeds to overcome the challenges of high moisture pasture and support a productive rumen are:

- A source of fibre. This improves the functioning of the rumen and slows the passage of feed. Common feeds used are hay, silage and straw.
- A source of starch. This feeds the microbes to better digest the nutrients in the rumen liquid. Common feeds used are pellets and barley.






# 2024 PRODUCT SPECIFICATIONS & PRICES



## GRAIN FEEDERS

PRODUCT	PRODUCT WEIGHT	FEED CAPACITY WHEAT / LUPINS	FEED CAPACITY BARLEY / PELLETS	CATTLE HEIGHT DIM.	EXTENDED CATTLE HEIGHT DIM.	SHEEP HEIGHT DIM.	FLAT PACK DIM.	FILL HEIGHT	FLAT PACK \$	ASSEMBLED \$
 5500HD	610kg	4350kg	3500kg	2450x2305 x2615mm	n/a	n/a	2450x1160 x 445mm	195mm < height	\$4175 +GST	\$4500 +GST
 3800HD	435kg	3000kg	2400kg	2465x1675 x2375mm	2465x1675 x2575mm	2465x1675 x2175mm	2455x1160 x 340mm	195mm < height	\$3270 +GST	\$3500 +GST
 1800HD	355kg	1400kg	1150kg	2445x1675 x1640mm	2445x1675 x1840mm	2445x1675 x1440mm	2455x1160 x300mm	190mm < height	\$2900 +GST	\$3100 +GST
 800HD	205kg	600kg	500kg	1215x1675 x1635mm	1215x1675 x1835mm	1215x1675 x1435mm	1225x1160 x280mm	185mm < height	\$1805 +GST	\$1950 +GST
 150HD	33kg	110kg	90kg	n/a	n/a	805x485 x795mm	805x485 x795mm	n/a	n/a	\$800 +GST

## MOBILE GRAIN FEEDERS

PRODUCT	PRODUCT WEIGHT	FEED CAPACITY WHEAT / LUPINS	FEED CAPACITY BARLEY / PELLETS	CATTLE HEIGHT DIM.	SHEEP HEIGHT DIM.	FLAT PACK DIM.	FILL HEIGHT	FLAT PACK \$	ASSEMBLED \$
 M3800HD	610kg	3000kg	2400kg	3670x1675 x2465mm	3670x1675 x2270mm	2445x1160 x405mm	195mm < height	\$5515 +GST	\$5900 +GST
 M1800HD	465kg	1400kg	1150kg	3610x1675 x1730mm	3610x1675 x1540mm	2435x1160 x365mm	190mm < height	\$4375 +GST	\$4700 +GST
 M1000HD	290kg	770kg	650kg	3465x1310 x1330 mm	3465x1310 x1180mm	2505x1160 x280mm	n/a	\$3170 +GST	\$3400 +GST

## HAY FEEDERS AND ROOF

PRODUCT	PRODUCT WEIGHT	BALE CAPACITY	ASSEMBLED DIM.	FLAT PACK DIM.	FLAT PACK \$	ASSEMBLED \$
 CRADLE HAY FEEDER	115kg	1x 4'x6' round	1415x1870x920mm	1865x1170 x190mm	\$1060 +GST	\$1100 +GST
 CRADLE HAY FEEDER EXTENDED	170kg	2x 4'x6 round 1x 8'x4'x4'	2755x1870x920mm	1865x1170 x275mm	\$1620 +GST	\$1700 +GST
 SLIDING GATES HAY FEEDER	235kg	1x 8'x4'x4' square 1x 4'x5' round 2x 4'x4' round	2735x1430x1730mm	2670x1160 x255mm	\$1815 +GST	\$1900 +GST
 TRAY HAY FEEDER	205kg	1x 4'x6' round	1545x2035x1575mm (highest) 1545x2035x1125mm (lowest)	2215x1160 x280mm	\$1610 +GST	\$1700 +GST
 TRAY HAY FEEDER EXTENDED	310kg	2x 4'x6' round 1x 8'x4'x4' square	2885x2035x1575 (highest) 2885x2035x1125mm (lowest)	2215x1160 x360mm	\$2590 +GST	\$2750 +GST
 HAY FEEDER ROOF	40kg	n/a	1975x1425x830mm	1440x920 x455mm	\$370 +GST	\$400 +GST





### OUR REWARD PROGRAM

Our reward program means you get honest discounts on your purchases. We even reward you for what you have bought from us in the past – now that's how loyalty should be rewarded!

This means discounts are applied retrospectively so that as you reach each purchase milestone, at 4, 8, 12, 20 and 40 grain or hay feeders combined, all your purchases are totalled to give you the maximum discount.

Note: Feeder footprint fits a standard ute 8ft tray, EXCLUDING assembled Tray Hay Feeder Extended, Cradle Hay Feeder Extended and ALL Mobile Grain Feeders as units.

## CREEP FEEDING

PRODUCT	PRODUCT WEIGHT	ASSEMBLED DIMENSIONS	FLAT PACK DIM.	COMPATIBLE MODELS	FLAT PACK \$	ASSEMBLED \$
 CALF CREEP GATE WIDE (EACH)	85kg	2580x1480x1365 (down) 2580x1480x2910 (folded) 2580x1480x3110 (ext cattle folded)	2480x1160 x125mm	5500HD, 3800HD, 1800HD, M3800HD, M1800HD	\$760 +GST	\$850 +GST
 LAMB CREEP PANELS (PAIR)	20kg	2410x210x50mm	2410x210 x50mm	3800HD, 1800HD, M3800HD, M1800HD, M1000HD	\$330 +GST	\$350 +GST
 CREEP GATE LIFT ASSIST BANDS (PAIR)**	2kg	n/a	n/a	CGW	n/a	\$250 +GST
 CREEP GATE LIFT ASSIST BOLT KIT**	350g	n/a	n/a	CGW	n/a	\$25 +GST

## ACCESSORIES

PRODUCT	PRODUCT WEIGHT	SPECIFICATIONS	FLAT PACK \$	ASSEMBLED \$
 AIR RIVET TOOL**	3kg	Suitable for steel rivets up to 6.4mm. Operates at 90PSI	n/a	\$80 +GST
 BLOWER ATTACHMENT	13kg	Camlock fitting – 100mm. Tube Thickness – 3mm	\$245 +GST	\$270 +GST
 FOOD DYE - BLUE/YELLOW**	350g	5 per pack. Volume: 100ml per unit	n/a	\$55 +GST
 HD PIVOT TRANSPORTER	245kg	Assembled dimensions: 3495x1785x775mm Flat pack dimensions: 2470x1250x290mm	\$2875 +GST	\$3000 +GST
 HUNGRY BOARDS	12kg	Increase filling width by 400mm	n/a	\$150 +GST
 LOWER ADJUST CAM - 150HD KIT**	800g	Pack of 2 Stainless Steel Cams + Adjuster Guard - 750x100x100mm Individual dimensions: 75x55x20mm	n/a	\$60 +GST
 LOWER ADJUST CAM - 800HD KIT**	250g	Pack of 4 - 210x150x25mm. Individual dimensions: 75x55x20mm	n/a	\$60 +GST
 LOWER ADJUST CAM - STANDARD KIT**	500g	Pack of 8 - 210x150x25mm. Individual dimensions: 75x55x20mm Retrofits ALL current HD Models and NGF3800, NGF1800 and NGF800 Models	n/a	\$100 +GST
 MINERAL ATTACHMENT	14kg	Feed Volume: 85 litres Feed Weight – minerals: 110kg Feed Weight – barley/pellets: 50kg 760x400x555mm (assembled)	\$375 +GST	\$395 +GST
 THF BULL KIT	23kg	Includes 8 side bars + 8 end bars	\$200 +GST	\$250 +GST
 THF-X BULL KIT	37kg	Includes 16 side bars + 8 end bars	\$300 +GST	\$375 +GST
 RUBBER MATS	55kg	Assembled dimensions 3000x1150x5mm	n/a	\$250 +GST
 SLIDING GATE HAY FEEDER BAR KIT	40kg	26 gate bars + 14 end bars	\$200 +GST	\$225 +GST
 REAR PULL KIT	15kg	Used to link two M1800HD or M3800HD together. 710x370x200mm	n/a	\$115 +GST
 HOPPER EMPTYING CHUTE	1.5kg	200mm x 180mm x60mm	\$40 +GST	\$50 +GST
 LAMB BARRIER	11kg	2240mm x 100mm 50mm - Compatible with 1800HD & 3800HD Flat pack dimensions: 2235x60x55mm	\$65 +GST	\$75 +GST

The volume of the feeders hopper is the number in the product code. Dimensions are length x width x height (mm). \*Prices include free freight to all distributors. Additional freight to other locations can be arranged at local cartage charges. Get the most from your asset. Extend your two year warranty to five years by completing the extended warranty form. We reward our loyal customer by offering retrospective discounts when you reach a certain number of products. See website for full terms and conditions. \*\*Prices include free postage.



SCAN FOR OUR  
FREQUENTLY ASKED  
QUESTIONS



## FREE FREIGHT TO ALL ADVANTAGE FEEDERS DISTRIBUTORS

### **VIC**

Ballarat  
Brim  
Goornong  
Hamilton  
Horsham  
Leongatha  
Maffra  
Maryborough  
Shepparton  
St Arnaud

Stawell  
Swan Hill  
Timboon  
Winchelsea

### **WA**

Busselton  
Geraldton  
Mt Barker  
Northam

### **NSW**

Armidale  
Bombala  
Bourke  
Casino  
Deniliquin  
Dubbo  
Glen Innes  
Goulburn  
Griffith  
Kempsey

Maitland  
Orange  
Tamworth  
Taree  
Temora  
Wagga Wagga

### **TAS**

Brighton  
Westbury

### **QLD**

Charters Towers  
Emerald  
Gayndah /  
Mundubbera  
Mackay  
Miles  
Rockhampton  
Roma  
St George  
Toowoomba

### **SA**

Bordertown  
Cummins  
Kangaroo Island  
Loxton  
Minnipa  
Murray Bridge  
Naracoorte  
Snowtown  
Truro

**CALL TO ORDER**  
**1300 88 15 75**  
advantagefeeders.com



**ADVANTAGE  
FEEDERS**